

# ANCIENT EGYPT



**BORDEN**  
TECHNOLOGY CORPORATION



# ANCIENT EGYPT

## INTRODUCTION

INTRODUCTION .....	02
SPECIAL SYMBOL .....	03
BOUNS GAME .....	04
GAMBLE GAME .....	05
FREE GAME .....	06
JACKPOT .....	08

## SYSTEM

TOUCH SCREEN CALIBRATION .....	10
MESSAGE REMOVAL .....	11
OPERATOR SETUP PAGE .....	11
EMPLOYEES SETUP PAGE .....	15

## WIRING DIAGRAM

WIRING DIAGRAM .....	19
CONTROL PANEL .....	20
PCB CONNECTOR PIN DIAGRAM .....	21

## INTRODUCTION

- Ancient Egypt is a 5-reel 5-line (fixed) video slot game.
- Player first presses “Bet” to select bet amount or presses “Max Bet” to maximize the bet.
- After pressing “Start”, reels will spin automatically. Player can press “Stop” to stop the reels spinning.
- Player wins along both sides (left to right and right to left) with corresponding multiples of the bet. Player can then choose either to collect the winnings or to enter the gamble game.







Player wins along both sides (left to right and right to left) with corresponding prizes.






# ANCIENT EGYPT

## SPECIAL SYMBOL

The  symbol can substitute for any other symbols except  and .

Bonus game is triggered if 3 or more  appear from the left or right side of the reels.

Players wins if 2 or more  symbols appear.


  Winnings = BET x 2

   **Free Game** x 10 in 5-lines mode.

    **Free Game** x 20 in 10-lines mode.


     **Free Game** x 50 in 20-lines mode.

## BOUNS GAME



Player chooses 3 doors out of 7 per session. Each color has different multiples.



If player choose  Bonus game is over and system returns to main game. The bonus game continues until the exit symbol is chosen.



When player accumulates 3 beetles from the same color, player wins an extra bonus of “Bet x beetle multiply” shown at the top of the screen. Once player wins the extra bonus, the accumulation is reset to zero.

# ANCIENT EGYPT

## GAMBLE GAME



Player must guess the color or the suit of the card displayed in the middle of the screen. If player is correct, then the winning amount is multiplied (by 2 or 4). If the guess is wrong, the winning amount is reset to zero and the system returns to the main game.



## FREE GAME

**FREE GAME**

Under Day-Mode, free spins will be triggered when 3, 4, or 5 Scatter symbols appear.

- 5 x 50 free spins in 20-line mode
- 4 x 20 free spins in 10-line mode
- 3 x 10 free spins in 5-line mode

Under Night-Mode, free spins will be triggered when 3, 4, or 5 Scatter symbols appear.

- 5 x 50 free spins in 20-line mode
- 4 x 20 free spins in 10-line mode
- 3 x 10 free spins in 5-line mode

Before entering the Free Game, players could get different multiples of 5 times, 3 times or 2 times by selecting different

← MAIN GAME →

During Night-Mode, player is unable to change bet. Once free spins are triggered, player can choose different multiples before entering the free game.

**FREE GAME**

WINNER PAID CREDIT WIN BET

INFO MAX BET AUTO BET START

5-lines mode



# ANCIENT EGYPT

## FREE GAME




10-lines mode



20-lines mode

## JACKPOT



When 5  appear on one selected line, player hits **Jackpot 1**.

Bet **50%** of max bet hits **1/4 JP1**.

Bet **75%** of max bet hits **1/2 JP1**.


**Max bet** hits full **JP1**.



# ANCIENT EGYPT

## JACKPOT



When 5  appear on one selected line, player hits Jackpot 2.

**50%** of max bet hits **1/4 JP2**.

**75%** of max bet hits **1/2 JP2**.

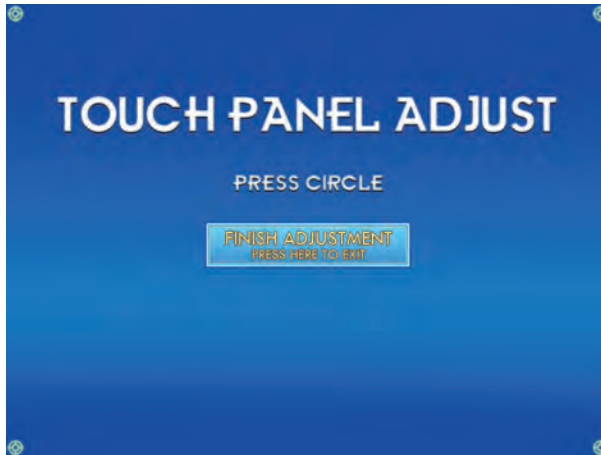
**Max bet** hits full **JP2**.



## SYSTEM SETUP

### TOUCH SCREEN CALIBRATION

- ◎ Please do the calibration when the machine first time power on or when change screen.
- ◎ Press the OPERATOR MENU button for five seconds to go into the touch screen adjustment.



Doing the calibration please touch the screen note on four corner of the screen.

# ANCIENT EGYPT

## SYSTEM SETUP

### MESSAGE REMOVAL

After the corresponding problem is solved, please remove the message by the following directions.

Messages	Way to Remove the Message
COIN JAM	Press the <b>Employees</b> button to clear the error message.
CREDIT LIMIT	Press the <b>Keyout</b> button to clear the error message.
HOPPER ERROR	Press the <b>Keyout</b> button to clear the error message.

### OPERATOR MENU

Press [OPERATOR] button to enter Operator Setup page, and enter a password if needed.

Incorrect password for three times constantly will lock the Setup Page, please wait 30 minutes to unlock Setup Page.

#### OPERATOR SETUP

1. LAST EVENT RECORD
2. IN/OUT SETUP
3. FUNCTION SETUP
4. PASSWORD SETUP
5. OPERATOR BOOKKEEPING / need to enter operator password
6. RELOAD DEFAULT
7. CLEAR ALL EVENT & STATISTICS
8. IN/OUT METER ADJUSTMENT

【STOP1】: MOVE UP 【STOP2】: MOVE DOWN 【STOP5】: ENTER 【START】: EXIT



## SYSTEM SETUP

### 1.LAST EVENT RECORD

RELOAD DEFAULT

CHANGE IN/OUT SETUP

CHANGE FUNCTION SETUP

OPEN THE FRONT DOOR

POWER ON

CLEAR THE CURRENT STATISTICS RECORD

CLEAR THE STATISTICS RECORD

【EXIT】: START

### 2.IN/OUT SETUP

COIN 1

COIN RATE : 5000 、 2000 、 1000 、 500 、 200 、 100 、 50 、 25 、 20 、 10 、 5 、 2 、 1 、 OFF

COIN 2

COIN RATE : 5000 、 2000 、 1000 、 500 、 200 、 100 、 50 、 25 、 20 、 10 、 5 、 2 、 1 、 OFF

COIN 3

COIN RATE : 5000 、 2000 、 1000 、 500 、 200 、 100 、 50 、 25 、 20 、 10 、 5 、 2 、 1 、 OFF

BILL INHIBIT: HIGH 、 LOW

(SETTING VALUE TO [ HIGH ] TO INHIBIT BILL ACCEPTOR.)

BILL

BILL RATE : 100000 、 50000 、 2000 、 1000 、 500 、 200 、 100 、 50 、 20 、 10 、 5 、 2 、 1 、 OFF

KEYIN

KEYIN RATE : 10000 、 5000 、 2000 、 1000 、 500 、 200 、 100 、 OFF

KEYOUT

KEYOUT RATE : 10000 、 5000 、 2000 、 1000 、 500 、 200 、 100 、 OFF

PAYOUT

PAYOUT RATE : 5000 、 2000 、 1000 、 500 、 200 、 100 、 50 、 25 、 20 、 10 、 5 、 2 、 1 、 OFF

HOPPER SWITCH:NO(NORMAL OPEN) 、 NC(NORMAL CLOSE)

【STOP1】: MOVE UP 【STOP2】: MOVE DOWN 【STOP3】: + 【STOP4】: -  
【START】: EXIT



# ANCIENT EGYPT

## SYSTEM SETUP

<b>3.FUNCTION SETUP</b>	
GAME RATE	
99%、98.50%、98%、97.50%、97%、96.50%、96%、95.50%、95%、94.50%、94%	
GAMBLE RATE	
99%、98.50%、98%、97.50%、97%、96.50%、96%	
MAX BET :	
500、250、200、100、50、25	
MIN BET :	
100、50、40、20、10、5	
BET SELECTION :	
100、50、40、20、10、5 (According to MAX BET)	
CREDIT LIMIT	
WHEN THE MAX BET IS 25,THE SELECTION :	NO RESTRICTION、50000、75000、100000
WHEN THE MAX BET IS 50,THE SELECTION :	NO RESTRICTION、100000、150000、200000
WHEN THE MAX BET IS 100,THE SELECTION :	NO RESTRICTION、250000、300000、350000
WHEN THE MAX BET IS 200,THE SELECTION :	NO RESTRICTION、350000、600000、750000
WHEN THE MAX BET IS 250,THE SELECTION :	NO RESTRICTION、500000、750000、1000000
WHEN THE MAX BET IS 500,THE SELECTION :	NO RESTRICTION、1000000、1500000、2000000
LINE SELECT FUNCTION:OFF	
GAMBLE:ON、OFF	
DIRECT GAMBLE:OFF	
GAMBLE LIMIT	
NO RESTRICTION、40000、80000	
DIGITAL MASK:OFF(SETTING VALUE TO [ON] TO MASK THE NUMERICAL DIGITS THAT OVER 6 DIGITS IN EMPLOYEES SETUP PAGE.)	
TIME SETUP:	
【STOP1】: MOVE UP 【STOP2】: MOVE DOWN 【STOP3】: + 【STOP4】: - 【START】: EXIT	
<b>4.PASSWORD SETUP</b>	
CHANGE OPERATOR PASSWORD	
1.enter operator password	
2.enter new operator password	
3.enter new operator password, again	
CHANGE EMPLOYEES PASSWORD	
1.enter operator password	
2.enter new employees password	
3.enter new employees password, again	
【STOP1】: MOVE UP 【STOP2】: MOVE DOWN 【STOP5】: ENTER 【START】: EXIT	

DEFAULT OPERATOR PASSWORD 1111  
 DEFAULT EMPLOYEE PASSWORD 1212

## SYSTEM SETUP

### 5. OPERATOR BOOKKEEPING

	LASTEST BOOKKEEPING	TOTAL BOOKKEEPING
IN		
OUT		
PROFIT		
PAYOUT RATE		

【START】 : EXIT 【INFO】 : CLEAR THE LASTEST BOOKKEEPING

### 6. RELOAD DEFAULT

IF YOU WANT TO RELOAD THE DEFAULT, PLEASE PRESS BOTH **STOP1** AND **STOP5** TOGETHER AND HOLD FOR 5 SECONDS.

**ATTENTION! AFTER RELOAD DEFAULT, THE MACHINE WILL RETURN TO THE ORIGINAL SETUP!**

need to enter operator password

【START】 : EXIT

### 7. CLEAR ALL EVENT & STATISTICS

IF YOU WANT TO CLEAR ALL EVENT & STATISTICS, PLEASE PRESS BOTH **STOP1** AND **STOP5** TOGETHER AND HOLD FOR 5 SECONDS.

**ATTENTION! AFTER CLEAR ALL EVENT & STATISTICS, THE STATISTICS WILL CLESR.**

need to enter operator password

【START】 : EXIT

### 8. IN/OUT METER ADJUSTMENT

TOTAL IN METER ADJUSTMENT 5000、2000、1000、500、100、50、10、5、2、1

TOTAL OUT METER ADJUSTMENT 5000、2000、1000、500、100、50、10、5、2、1

COIN IN METER ADJUSTMENT 5000、2000、1000、500、100、50、10、5、2、1

PAYOUT METER ADJUSTMENT 5000、2000、1000、500、100、50、10、5、2、1

KEYIN METER ADJUSTMENT 5000、2000、1000、500、100、50、10、5、2、1

KEYOUT METER ADJUSTMENT 5000、2000、1000、500、100、50、10、5、2、1

BILL IN METER ADJUSTMENT 5000、2000、1000、500、100、50、10、5、2、1

【STOP1】 : MOVE UP 【STOP2】 : MOVE DOWN 【STOP3】 : + 【STOP4】 : - 【START】 : EXIT

# ANCIENT EGYPT

## SYSTEM SETUP

### EMPLOYEES MENU

Press [ EMPLOYEES ] button to enter Employees Setup Page.

EMPLOYEES SETUP PAGE
EMPLOYEES BOOKKEEPING
MUSIC SETUP
EVENT RECORD
GAME RECORD
TEST

STOP1 (MOVE UP) STOP2 (MOVE DOWN) STOP5 (ENTER) START (EXIT)

EMPLOYEES BOOKKEEPING		
	CURRENT BOOKKEEPING	LAST BOOKKEEPING
IN		
OUT		
PROFIT		
PAYOUT RATE		

START (EXIT) INFO (CLEAR THE CURRENT BOOKKEEPING)

MUSIC SETUP
DEMO MUSIC :
VOLUME ADJUSTMENT :

STOP1 (MOVE UP) STOP2 (MOVE DOWN) STOP3 (+) STOP4 (-) START (EXIT)

EVENT RECORD
ALL EVENT RECORD
IN/OUT METER EVENT RECORD
GRAND PRIZES RECORD

STOP1 (MOVE UP) STOP2 (MOVE DOWN) STOP5 (ENTER) START (EXIT)





## SYSTEM SETUP

ALL EVENT RECORD				
Y	M	D	TIME	
PAGE		/TOTAL		

IN/OUT METER EVENT RECORD				
Y	M	D	TIME	
PAGE		/TOTAL		

GRAND PRIZES RECORD				
Y	M	D	TIME	
PAGE		/TOTAL		

**STOP1** (LAST PAGE) **STOP2** (NEXT PAGE) **START** (EXIT)

©IN EVENT RECORD,EACH PAGE SHOWS 9 RECORDS,TOTAL RECORDS WILL BE 255 RECORDS.

# ANCIENT EGYPT

## SYSTEM SETUP



STOP1 (MOVE UP) STOP2 (MOVE DOWN) START (EXIT)

INFO (CLEAR THE CURRENT BOOKKEEPING)

## TEST

BUTTON TEST  
MUSIC SETUP/TEST  
CASH IN/OUT TEST

STOP1 (MOVE UP) STOP2 (MOVE DOWN) STOP5 (ENTER) START (EXIT)

## BUTTON TEST

STOP1 / LINE	STOP2 / HALF	STOP3 / GAMBLE
STOP4	STOP5 / BET	MAXBET
AUTO	START / STOP / COLLECT	PAYOUT
INFO	KEYIN	KEYOUT
FRONT DOOR OPEN	EMPLOYEES	OPERATOR

©PRESS TO CHECK IF EACH BUTTON IS ON MASK ☒

START + INFO (EXIT)

## SYSTEM SETUP



STOP1 (MOVE UP) STOP2 (MOVE DOWN) STOP3 (+) STOP4 (−) START (EXIT)



STOP5 (TEST) START (EXIT)



# ANCIENT EGYPT

## WIRING DIAGRAM


COMPONENT SIDE	36PIN	SOLDER SIDE
GND	1	GND
AUDIO OUT L	2	AUDIO GND
AUDIO OUT R	3	AUDIO GND
STOP 1 SW	4	COIN-IN(3)
STOP 2 / HALF GAMBLE SW	5	
STOP 3 / GAMBLE SW	6	
STOP 4 SW	7	
FULL COIN SENSOR	8	COIN-IN(2)
START/STOP/COLLECT SW	9	
STOP5/BET SW	10	
AUTO SW	11	
MAX BET SW	12	
INFO SW	13	
	14	
	15	
	16	
FRONT DOOR SW	17	
COIN-IN(1)	18	KEY IN SW
	19	BILL ACCEPTOR
EMPLOYEE SW	20	OPERATOR SW
PAYOUT SW	21	KEY-OUT SW
	22	HOPPER SW
	23	BILL INHIBIT
	24	FULL COIN SW
TOTAL-OUT METER	25	ERROR LAMP
BILL-IN METER	26	TOTAL-IN METER
COIN-IN METER	27	PAYOUT METER
KEY-IN METER	28	KEY-OUT METER
START/STOP/COLLECT LAMP	29	STOP 1 LAMP
STOP5/BET LAMP	30	STOP 2 / HALF GAMBLE LAMP
AUTO LAMP	31	STOP 3 / GAMBLE LAMP
MAX BET LAMP	32	STOP 4 LAMP
INFO LAMP	33	
HOPPER SSR	34	
NC	35	NC
GND	36	GND



## WIRING DIAGRAM


COMPONENT SIDE	10PIN	SOLDER SIDE
GND	1	GND
GND	2	GND
+5V	3	+5V
+5V	4	+5V
+12V	5	+12V
NC	6	NC
NC	7	NC
NC	8	NC
GND	9	GND
GND	10	GND

## CONTROL PANELL



# ANCIENT EGYPT

## PCB CONNECTOR PIN DIAGRAM



# ANCIENT EGYPT

AE-001-2B



Display mode : XVGA  
Resolution : 1024X768  
Formats : 4:3  
Vertical Scan Freq. : 60Hz  
Horizontal Scan Freq. : 48kHz

**BORDEN**  
TECHNOLOGY CORPORATION

Game development and manufacturing

No.2, Lane 55, Wan shing St.,Kaohsiung 807, TAIWAN.R.O.C

T E L : +886-7-3852311 · FAX:+886-7-3836639

E - mail : [sales@borden.com.tw](mailto:sales@borden.com.tw)

Web Site : [www.borden.com.tw](http://www.borden.com.tw)